

GARDEN EQUIPMENT

INNOVATING FRENCH COMPANY
SINCE 2010

2023 SEASON CATALOGUE

WWW.GARDEN-EQUIPMENT.FR



RIDE-ON MOWER MAINTENANCE TOOLS - ROBOTIC MOWER GARAGES - GARDENING

GARDEN EQUIPMENT

INNOVATING FRENCH COMPANY
SINCE 2010

"Because gardening has to remain a source of pleasure, discovery and sharing."

Focused on user comfort and safety

For nearly 15 years, GARDEN EQUIPMENT has been designing and marketing a range of products that makes the maintenance of gardens and natural areas easier.

The objective is simple : we want to **offer innovative and quality products** that make life easier and meet the needs of nature professionals as well as private individuals.

The life span and performance of your lawnmower (ride-on or robot) will vary depending on your model, your use, but also and above all on its maintenance.

Reducing our carbon footprint

When you use combustion engine products, you can reduce your environmental impact. As a result of mulching and centrifugal force, grass and leaves accumulate and stick around the cutting deck (especially in the spring when lawns are greasy and wet).

Ideally, the mower should be cleaned after every mowing or at least every other mowing. This is not only to ensure the performance of your lawn tractor, but also to preserve the condition of all mechanical parts. Indeed, the dirt that accumulates **causes premature wear**.

For your robotic mowers, protecting them from the various risks (effects of the sun, hail, balloons...) favors an optimal life span which is also one of the ways to reduce our ecological impact.

Being sustainable also means looking to the future

Always listening to the new needs, Garden Equipment presents a wide choice of design garages to protect your mowing robot. Whatever the size and the brand, our **ROBOT PROTECT** range will protect your equipment.



REMY BUSSON
COMPANY FOUNDER

SUMMARY

Hydraulic ride-on mower lifts
CLIPLIFT

03

- 04 Cliplift
- 06 Cliplift Magnum
- 08 Cliplift Pro
- 10 Work table (Cliplift Pro option)
- 11 Comparative table
- 12 Clip'net and stainless steel scraper
- 13 Spare parts

Garages for robotic mowers
ROBOT PROTECT

14

- 15 Why is a garage essential ?
- 16 Robot Protect C
- 18 Robot Protect A & B
- 21 Robot Protect XL
- 23 Compatibility table
- 24 Robot Protect Life
- 26 Robot Protect Side *NEW*

Lifting straps
POTLIFTER

28


- 29 Potlifter, lifting straps for flowerpots and heavy objects

Accessories for the
transports

31

- 32 Motorcycle wheel lock : Block'Moto
- 33 Wheel lock : Clip'Block
- 34 Rail ramp combination : Ramp'Moto

HYDRAULIC RIDE-ON MOWER LIFTS AND ACCESSORIES





Cleaning and maintenance



The CLIPLIFT helps to simplify the cleaning and the maintenance of your riding lawn mowers. The lateral tilting provides a **safe and easy access** to the mower deck. This model can welcome tractors mowers not exceeding 300 kg / 660 Lb.



THE CUTTING DECK IS
ACCESSIBLE BY TILTING
IT TO THE SIDE

THE ADJUSTABLE STRAP
ALLOWS YOU TO SECURE YOUR
MACHINE TO THE CLIPLIFT

WORK IN TOTAL
SERENITY THANKS TO
THE SAFETY BAR



Double security

It has an active security with an automatic interlocking and a safety support. It allows you to carry out cleaning and maintenance tasks worry free. It comes with an adjustable strap for even more serenity.



Safe and optimized storage

Supplied with hooking support and a safety pin, CLIPLIFT can easily be stored in a garage or a garden shed.



*2 years for individuals
and 1 year for professionals



EFFORTLESS
thanks to its
hydraulic system



INGENIOUS
easy to move
and stored



SAFE
carry free cleaning
and maintenance

COMPATIBLE WITH MOST OF RIDE-ON MOWERS, INCLUDING ZERO TURN MODELS





PATENTED
SYSTEM

CLIFLIFT MAGNUM

LÈVE-AUTOPORTÉE HYDRAULIQUE
HYDRAULIC LAWN MOWER LIFT



Cleaning and maintenance

The CLIFLIFT MAGNUM is the perfect tool for making the maintenance of your lawn mower tractors and zero turn. This model can lift mower riding lawn mowers weighing up to 500 kgs / 1100 lbs (maximum rear wheels track : 127 cm - 50 in).

THE WHEELS ENABLE TO
MOVE IT EASILY



THE SAFETY BAR ENABLE
YOU TO WORK IN
COMPLETE SERENITY

RAMPS ENABLE AN
EVEN EASIER ACCESS
TO THE CRADLE

Double security

An active security feature 3 levels of automatic interlocking, plus a safety support and an adjustable strap. It will allow you to carry out cleaning and maintenance tasks worry free.



Safe and optimized storage

Handy, CLIPLIFT MAGNUM is easily moving thanks to its handle and large wheels.

Supplied with a hooking support and safety pin, it can easily be stored in a garage or a garden shed.

WARRANTY
2
YEAR

*2 years for individuals
and 1 year for professionals



EFFORTLESS
thanks to its
hydraulic system



INGENIOUS
easy to move
and stored



SAFE
carry free cleaning
and maintenance

COMPATIBLE WITH MOST OF RIDE-ON MOWERS, INCLUDING ZERO TURN MODELS





PATENTED
SYSTEM

CLIFLIFT PRO
LÈVE-AUTOPORTÉE HYDRAULIQUE
HYDRAULIC LAWN MOWER LIFT

SAFE AND MUCH MORE EFFICIENT !

Gardeners must respect deadlines for the maintenance of green and outdoors areas. Unexpected events happen and require an immediate intervention. Transportable, Cliplift PRO will give you the possibility to **examine the situation** instantly and avoid you to go back to the workshop for checking. You could **directly** remove debris, change the blade...

In the workshops, **mechanics repairers** play an important role in the profitability of the company by providing fast and good quality service. Good working conditions (tools provided and safety during repairs) increase their efficiency.

THANKS TO THE DOUBLE
HYDRAULIC JACK PUMP,
TILTING IS QUICK AND
EFFORTLESS



THE STRAP ENABLE TO
SECURE THE WHEEL BY
BLOCKING IT AGAINST THE
WHEEL SUPPORT

THE LOCKING PIN THAT LOCKS
THE DESCENT ENSURES THAT
YOU CAN CLEAN WITH COMPLETE
PEACE OF MIND

Double security

The **straps** supplied will secure the tractors front wheels into the Cliplift PRO's brackets. The **locking pin** provides an added safety while you clean the lawnmowers.



Cleaning and maintenance

Cliplift PRO is a revolutionary tool, designed for nature professionals and town halls. It is perfect for blade sharpening / substitution or all other riding lawn mowers maintenance tasks. It can welcome mower tractors weighing up to **800 kgs / 1800 lbs** !

The lifting arm is adjustable, from 115 to 135 cm / 45 to 53 in (outside front wheels measurement).

Convenient and effortless

With the **double hydraulic jack pump**, the lifting is fast and easy. Cliplift PRO can be moved easily thanks to its **4 wheels** and must be used on a stable and flat surface.



EFFORTLESS
thanks to its
hydraulic system



INGENIOUS
easy to move
and stored



SAFE
carry free cleaning
and maintenance

WARRANTY
2
YEAR

*2 years for
individuals
and 1 year for
professionals

WORK TABLE (CLIPLIFT PRO OPTION)

The platform option transforms your CLIPLIFT PRO mower lift into a real mobile lifting table (to work on any mower, to put a generator, a chainsaw...).

Table dimensions : 65 x 85 cm / 25,6 x 33,5 in

Table height : 80 cm / 31,5 in

Maximum load : 60 kgs / 132 lbs



WARRANTY
2
YEAR

*2 years for
individuals
and 1 year for
professionals

COMPARATIVE TABLE

In order to choose the most suitable CLIPLIFT mower lift, here is a comparative table with specifications for helping you to select and avoid to have an equipment undersized or oversized with your needs.

	CLIPLIFT	CLIPLIFT MAGNUM	CLIPLIFT PRO
MAXIMUM WEIGHT OF THE LAWN TRACTOR	300 kgs	500 kgs	800 kgs
TILTING	Lateral	Lateral	Frontal
SECURITY STRAP	✓	✓	✓
WHEELS	✓	✓	✓
SAFETY LEG / PIN	✓	✓	✓
LIFT HEIGHT	90 cm		
LIFT ANGLE	45°		
MAXIMUM REAR WHEELS TRACK	105 cm	127 cm	135 cm
VERTICAL STORAGE	✓	✓	✗
ACCESS RAMPS	✗	✓	✗
WORK TABLE OPTION	✗	✗	✓
WEIGHT OF THE EQUIPMENT	28 kgs	38 kgs	60 kgs



CLIPLIFT



CLIPLIFT MAGNUM



CLIPLIFT PRO

300 kgs

500 kgs

800 kgs

ACCESSORIES

CLIP'NET

Clip'net is the perfect tool to clean the cutting deck of your traditional or ride-on mower, making the task much easier and safer. Its length of 54 cm gives you more comfort when using it.



Specifications

- Patented and made in France
- Easy to use and comfortable
- 25/10 steel scraper
- 10Ø black zinc plating (anti-rust protection)
- Varnished beech wood handle with double grip
- 54 cm / 290 grams

STAINLESS STEEL SCRAPER

This scraper has many uses, it is perfect to clean the cutting deck of a mower, terrace paving stones, weeds...


Stainless steel knife 11 cm with beveled shape - Handle : 15 cm





SPARE PARTS

ECO RESPONSIBILITY



In an eco-responsible approach, we offer you the possibility to buy spare parts to repair your device.

Why would you part with a product when a single part can give it a second life?

PART	REFERENCE N°
CLIPLIFT	
HYDRAULIC JACK	1015001
PEDAL HOLDER	1015011
SAFETY SUPPORT	4012001
PEDAL	5012001
ACTIVE SECURITY KIT	5012002
BASE FRAME	5013001
LIFTING CRADLE	5013002
HANDLING ROLLERS WITH SPACERS	5015001
PISTON	5016001
CLIPLIFT MAGNUM	
HYDRAULIC JACK	1015003M
PEDAL	5012001M
ACTIVE SECURITY KIT	5012002M
BASE FRAME	5013001M
HANDLING ROLLERS WITH SPACERS	5015001M
PISTON	5016002M
SAFETY SUPPORT	4012002M
SUPPORT ARCH	5012015M
LIFTING CRADLE	5013002M
ACCESS RAMPS	5013007M
CLIPLIFT PRO	
HYDRAULIC JACK	1015002P
PISTON	5016003P
LEFT HAND FRONT WHEEL SUPPORT	5013003P
RIGHT HAND FRONT WHEEL SUPPORT	5013004P
LEVER	5013006P

GARAGES FOR ROBOTIC MOWERS MULTI-BRAND COMPATIBLE

ROBOTPROTECT





WHY IS IT ESSENTIAL TO PROTECT YOUR ROBOTIC LAWNMOWER?

The sun and ultraviolet rays

Robots will be sheltered from sun's ultraviolet rays (and moon). Thanks to their design, the air continues to circulate, favoring good ventilation to prevent stagnation of heat and humidity. If **the battery** is working with a temperature exceeding 30°C, its lifetime will be reduced by 20 %. Robotic mowers **screens are also very sensitive** to the sun and heat.

Protect your equipment against heat will really help to achieve its optimum life expectancy.

The rain and sudden showers

Most of robotic mowers are water resistant. However, electronic circuits dislike humidity even more for an extended period of time. Generally, your robot stays at least **16 hours per day on its charging station** (mostly set for working 4/5 days per week and few hours every day).

The hail, lightnings and falling branches

Many dangers are coming from the sky : **lightning, hail, falling branches, tiles...**

Without Robot Protect, you expose your device against these dangers that could cause significant damages on your robot and its charging station. Resistant and quality, our garages will protect them against those risks or at least reduce damages

Prying eyes and tossed balls

If your robotic mower is outside day and night unattended, it may become an easy target for thieves. Even if recent models are equipped with an anti-theft system, the automatic mower is an outward sign of wealth and as the French proverb says : "Live happily, live hidden"

Your neighbor kids or yours enjoy playing ball games in your garden. Strength and accuracy are not always under control, it may possible that the ball hits severally your equipment, robot or its charging station (and not only once).



Anthracite grey



ROBOTPROTECT C

Robot Protect C is the smallest model of the range. It enables an optimized protection to **small and medium robotic mowers**.

Amazing pieces of technology, a robotic lawn mower needs a garage to **sustainably and effectively** protect them against different weather conditions that could make them **prematurely obsolete**.

TWO OPENING SYSTEMS



THE ROOF



THE FRONT

Multi-brand, it is well adapted to robotic mowers, **whether they exit from their charging station in reverse or from the side**.



DIMENSIONS

Length x Width x Height : 60 x 43 x 30 cm - 4 kg

Maximum robot height : 25 cm



Below, a non exhaustive list of the **compatible models** (informative and indicative value not contractual) :

MARQUES ET MODÈLES / BRANDS AND MODELS	
ALKO®	ROBOLINHO E - 500
AMBROGIO®	L15 - L60 - Série Twenty - Zeta R
BOSCH®	S+ 350 - S+ 500 - XS300 - M700
CRAMER®	RM800
CUB CADET®	XR1 500
GARDENA®	SILENO Minimo - City
GREENWORKS®	Optimow 4 - 5 - 7
HONDA®	HRM 40 - HRM 70 live
HUSQVARNA®	105
McCULLOCH®	Rob S500 - S600 - S800
ROBOMOW®	Serie RX - Serie RT
TECHLINE®	DX2 - LX2 - SX2 - S6 - L6 - D1
WIPER®	Serie Blitz - Serie I - Serie I+ - Serie IR
WOLF GARTEN®	Loopo S150 - S300
YARD FORCE®	SA 900 Eco - 400RI




OUR GARAGES ARE MADE IN EUROPE WITH NOBLE AND RESISTANT MATERIALS



The product is made of a composite material surrounded by two sheets of aluminum, which gives it a **strong resistance to weather, impacts and time.**

The **4 anchoring points** of the Robot Protect C ensure a **secure fastening on the ground**. It is supplied with a manual to allow a **quick and easy installation.**



Zoom on materials used for the Robot Protect garages



AN ELEGANT DESIGN THAT WILL FIT PERFECTLY IN YOUR GARDEN

*This Robot Protect product is compatible with the mentioned brands (trademarks owned by third parties which have not any relation with Garden Equipment and its businesses). They are used for ease of reference to help the customer about the compatibility and the origin of the presented product.

Anthracite grey



ROBOTPROTECT A

Robot Protect A & B are our "intermediate size" garage, It protects the robots against severe weather and the shocks (balls, falling branches...).



AN ELEGANT LOOK THAT WILL ENHANCE YOUR GARDEN

Your robotic mower and its base station will be subjected to tremendous ordeals. Wind, rain, cold, sun and any bad weather patterns are different but are all harmful for your device.

DIMENSIONS

Lenght x Width x Height : 65 x 65 x 40 cm - 6 kg

Maximum robot height : 37 cm

Grey & Black



ROBOTPROTECT B

In order to give you more choices, 2 colors are available for this model (anthracite grey or black and grey).

2 opening systems let you a free access to the robot : the roof alone or the full garage. It will makes easier all adjustments and checks on the robot and its charging station.

TWO OPENING SYSTEMS



THE ROOF



FULL GARAGE

For an effective fastening on the ground, our garages Robot Protect A or B have 12 anchoring points.

DIMENSIONS

Lenght x Width x Height : 65 x 65 x 40 cm - 6 kg

Maximum robot height : 37 cm



Robot Protect garages have been designed to welcome a maximum of models. 3 sizes have been created to optimize the adaptation regarding protection and aestheticism.

Below, a non exhaustive list of the **compatible models** (non-contractual, informative and indicative) :

MARQUES ET MODÈLES / BRANDS AND MODELS

ALKO®	ROBOLINHO 700 - 1100 - 3100 - 4100
AMBROGIO®	L85 - L32 - L35 - L250 - Série 4.0 - Quad
CRAMER®	RM 1000 - RM 1500 - RM 2000 - RM 2700
CUB CADET®	XR2 1000 - 1500 - 2000
GARDENA®	SILENO+ 1600 - 440Li - R70Li
GREENWORKS®	Optimow 10 GRL110 - Optimow 15
HUSQVARNA®	Automower 305 - 310 - 315(X) - 405X - 415X
KRESS ROBOTIC®	Mission 1000 - 1500 - 2000
McCULLOCH®	Rob R600 - R1000
ROBOMOW®	Serie RC
STIGA®	M3 - M5 - M7 - 221 - 225S - 230S - G300 - G600 - G1200 - A1500
STIHL®	RMI 422 - RMI 522 C
TECHLINE®	L25i - S25i - D25 - DZ2 - BZ2 - DZ3 - DX2.5 - LX2.5 - DX2.9 - LX2.9 - LQ
WIPER®	Serie C - Serie F - JXH - XK - Q
WOLF GARTEN®	Loopo M 1000 - 1500 - 2000
WORX®	Landroid S300 - M500 - M700 - L1000 - L1500 - L2000



2 COLORS ARE AVAILABLE TO
GIVE YOU MORE CHOICE



Compatible with robotic mowers
with lateral outlet and back up from the station



THE MATERIALS QUALITY AND THEIR
DESIGN MAKE THE GARAGES ROBUSTS

*This Robot Protect product is compatible with the mentioned brands (trademarks owned by third parties which have not any relation with Garden Equipment and its businesses). They are used for ease of reference to help the customer about the compatibility and the origin of the presented product.



Anthracite grey



ROBOTPROTECT XL

Robot Protect XL is reserved for mastodons of its category : **robotic mowers with high mowing capacity.**

Under strain, theses machines, capable of swallowing thousands of square meters, also needs garages to ensure their longevity through time.



**ROBOT PROTECT XL IS COMPATIBLE
THE MAJORITY OF BRANDS AND MODELS**

Multi-brand compatible, Robot Protect XL is adapted to lateral outlets as well as back up from the base station.

DIMENSIONS

Lenght x Width x Height : 86 x 65 x 40 cm - 6 kg

Maximum robot height : 37 cm




12 anchoring points ensure to Robot Protect XL an excellent fixation on the ground. It is delivered with the fixation kit and a manual in order to make **installation easy and quick**.


Below, a non exhaustive list of the **compatible models** (non-contractual, informative and indicative) :

MARQUES ET MODÈLES / BRANDS AND MODELS

AMBROGIO®	L350 - Serie 4.36
BOSCH®	Indigo S+ 1000 - 1200
CUB CADET®	XR5 1000 - 2000
GARDENA®	SILENO Life - Sileno+ (2021)
HONDA®	HRM 310 - 520 - 3000
HUSQVARNA®	Automower 420 - 430 X - 440 - 450X - 520 - 550 (EPOS)
KRESS®	Mission MEGA
ROBOMOW®	Serie RK - Serie RS
STIGA®	528S - 530SG - A3000 - A5000
STIHL®	RMI 632 - iMOW 5 (evo) - iMOW 6 (evo) - iMOW 7 (evo)
TECHLINE®	LX4 - BX4 - L35i - LX6
WIPER®	Serie K - KS - P - KXLS



THANKS TO THE OPENING SYSTEMS, YOU CAN EASILY ACCESS TO THE BASE STATION.



A natural ventilation is possible thanks to the smart conception of the garage

*This Robot Protect product is compatible with the mentioned brands (trademarks owned by third parties which have not any relation with Garden Equipment and its businesses). They are used for ease of reference to help the customer about the compatibility and the origin of the presented product.



COMPATIBILITY TABLE

Non exhaustive list of the suitable models *

MARQUES ET MODÈLES / BRANDS AND MODELS		ROBOT PROTECT C	ROBOT PROTECT A & B	ROBOT PROTECT XL
ALKO®	ROBOLINHO E - 500	X	X	X
	ROBOLINHO 700 - 1100 - 3100 - 4100		X	X
AMBROGIO®	L15 - L60 - Serie Twenty	X	X	X
	L85 - L35 - L250 - Série 4.0 - Quad		X	X
	L350 - Serie 4.36			X
BOSCH®	S+ 350 - S+ 500 - X5300 - M700	X	X	X
	Indigo S+ 1000 - 1200			X
CRAMER®	RM800	X	X	X
	RM1000 - RM1500 - RM2000 - RM2700		X	X
CUB CADET®	XR1 500	X	X	X
	XR2 1000 - 1500 - 2000		X	X
	XR5 1000 - 2000			X
GARDENA®	SILENO Minimo - City	X	X	X
	SILENO+ 1600 - 440Li - R70Li		X	X
	SILENO Life			X
GREENWORKS®	Optimow 10 - Optimow 15		X	X
HONDA®	HRM 40 - HRM 70 Live	X	X	X
	HRM 310 - 520 - 3000			X
HUSQVARNA®	Automower 105	X	X	X
	Automower 305 - 310 - 315(X) - 405X - 415X		X	X
	Automower 420 - 430X - 440 - 450X - 520 - 550 (EPOS)			X
KRESS ROBOTIC®	Mission Nano - 1000 - 1500 - 2000		X	X
	Mission Mega			X
McCULLOCH®	Rob 5500 - 5600 - 5800	X	X	X
	Rob R600 - R1000		X	X
ROBOMOW®	Serie RX - Serie RT	X	X	X
	Serie RC		X	X
	Serie RK - Serie R5			X
STIGA®	M3 - M5 - M7 - 221 - 225S - 230S - G300 - G600 - G1200 - A1500		X	X
	528S - 530SG - A3000 - A5000			X
STIHL®	RMI422 - 522 C		X	X
	RMI 632 - iMOW 5 (evo) - iMOW 6 (evo) - iMOW 7 (evo)			X
TECHLINE®	D X2 - L X2 - S X2 - S6 - L6 - D1	X	X	X
	L25i - S25i - D25 - DZ2 - BZ2 - DZ3 - DX2.5 - LX2.5 - DX2.9 - LX2.9 - LQ		X	X
	L X4 - B X4 - L35i - L X6			X
WIPER®	Serie Blitz - I	X	X	X
	Serie C - Serie F - JHX - XK		X	X
	Serie K - KS - P - KXLS			X
WOLF GARTEN®	Loopo S150 - S300	X	X	X
	Loopo M1000 - 1500 - 2000		X	X
WORX®	Landroid S300 - M500 - M7000 - L1000 - L1500 - L2000		X	X

X

Recommended

X

Compatible

Inappropriate

*Those Robot Protect products are compatible with the mentioned brands (trademarks owned by third parties which have not any relation with Garden Equipment and its businesses). They are used for ease of reference to help the customer about the compatibility and the origin of the presented product.

Anthracite grey

ROBOTPROTECT *Life*

The Robot Protect Life garage will **protect your robot** efficiently from weather conditions and will be a **real planter** to grow aromatics, decorative plants, strawberries...

It will protect your robotic mower and its charging station from bad weather and especially from overexposure to the sun (anti-UV protection) to **ensure the longevity** of your device.



IN HARMONY WITH YOUR GARDEN



PLANTER MAX LOAD : UP TO 20 KG

Multi-brand, it adapts to mowing robots that leave their base in lateral as well as back up. Both **convenient and aesthetic**, this product made in Europe has **7 anchoring points** to ensure a good fixation on the ground

DIMENSIONS

Length x Width x Height : 73,5 x 59 x 40 cm - 9 kg

Maximum robot height : 38 cm



You will find in the manual all the instructions that will help you to assemble it quickly and easily.

Below, a non exhaustive list of the **compatible models**
(non-contractual, informative and indicative) :

MARQUES ET MODÈLES / BRANDS AND MODELS	
ALKO®	ROBOLINHO E500 - 700 - 1100 - 3100 - 4100
AMBROGIO®	L15 - L60 - Série Twenty - L32 - L35 - L250 - Série 4.0 - Quad
BOSCH®	S+350 - S+500 - XS300 - M700
CRAMER®	RM800 - RM1000 - RM1500 - RM2000 - RM2700
CUB CADET®	XR1 500 - XR2 1000 - XR2 1500 - XR2 2000 - XR5 1000 - XR5 2000
GARDENA®	Sileno+ - Minimo - City - 1600 - 440Li - R70Li - Life
GREENWORKS®	Optimow 4 - 5 - 7 - 10 - 15
HONDA®	Miimo HRM40 - HRM70 - HRM310 - HRM520
HUSQVARNA®	Automower 105 - 305 - 310 - 315(X) - 405X - 415X
KRESS ROBOTIC®	Mission Nano - 1000 - 1500 - 2000
McCULLOCH®	Rob S500 - S600 - S800 - R600 - R1000
ROBOMOW®	Serie RX - RT - RC - RK
STIGA®	M3 - M5 - M7 - 221 - 225S - 230S - 528S - 530SG - G300 - G600 - G1200 - A1500 - A3000 - A5000
STIHL®	RMI 422 - RMI 522
TECHLINE®	DX2 - SX2 - LX2 - S6 - L6 - D1 - L25i - S25i - D25 - DZ2 - BZ2 - DZ3 - DX2.5 - DX2.9 - Q - LX4 - BX4
WIPER®	Série Blitz - Série I - Série C - Série F - JXH - XK - Série K - KS
WOLF GARTEN®	Loopo S150 - S300 - M1000 - M1500 - M2000
WORX®	Landroid S300 - M500 - M700 - L1000 - L1500 - L2000
YARD FORCE®	SA 900 Eco - 400RI



LET YOUR IMAGINATION RUN WILD
WITH ROBOT PROTECT LIFE



THE GARAGE HAS BEEN DESIGNED SO
THAT WATER DRAINS OUTSIDE



*This Robot Protect product is compatible with the mentioned brands (trademarks owned by third parties which have not any relation with Garden Equipment and its businesses). They are used for ease of reference to help the customer about the compatibility and the origin of the presented product.



Grey & Black

ROBOTPROTECT *Side*

The Robot Protect Side protects side-charging robots from the effects of **exposure to rain and sun** (UV protection) to ensure their longevity. A robotic mower must be effectively protected from weather conditions, which affect its **lifespan and performance** over time.



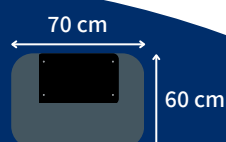
THE OPENING SYSTEM WILL ALLOW EASY ACCESS TO THE ROBOT AND THE BASE STATION

Its **opening system** allows access to the charging station and to the robot when needed. It is sometimes necessary to access it to carry out various manipulations, or during installation for example.



DIMENSIONS

Length x Width x Height : 60 x 70 x 28 cm - 5 kg
Maximum robot height : 26 cm





The special feature of the Robot Protect Side is that it has been designed and conceived for robotic mowers that are **parked sideways** in their base.

Its design and dimensions allow it to be compatible with the majority of the robots of this type* :



MARQUES ET MODÈLES / BRANDS AND MODELS

ALKO® *	ROBOLINHO E500 - 700 - 1100 - 3100 - 4100
KRESS® *	Mission KR101E - KR110 - KR111 - KR112 - KR113 - KR120E - KR120E - KR121E - KR122E - KR123E
WORX® *	Landroid S300 - M500 - M700 - L1000 - L1500 - L2000

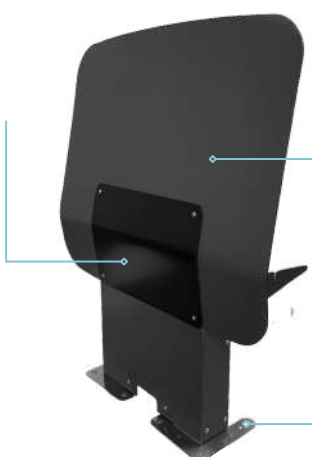


The **6 anchoring points** kit provides a great fixation on the ground, which is essential in strong winds.



Supplied with the manual, the Robot Protect Side is **very quick and easy to assemble**, regardless of your DIY skills.

ITS OPENING SYSTEM ALLOWS
EASY ACCESS TO THE BASE
AND THE ROBOT



THANKS TO ITS MODERN
COLOURS, IT IS BOTH
DISCREET AND ELEGANT

A GOOD FOOTPRINT
THANKS TO ITS
FIXING KIT



*This Robot Protect product is compatible with the mentioned brands (trademarks owned by third parties which have not any relation with Garden Equipment and its businesses). They are used for ease of reference to help the customer about the compatibility and the origin of the presented product.

LIFTING STRAPS FOR FLOWERPOTS AND HEAVY OBJECTS

 **POTLIFTER.**



POTLIFTER.

LIFE
WARRANTY



Patented lifting straps

Innovative strap system to easily transport heavy and bulky objects.

This product is essential to bring in your plants in winter and to take them out when the sun comes out, to change their place according to your wishes...



PROTECT YOUR BACK !



A smart solution

Did you ever try to move a heavy flowerpots or any bulky objects ?

Everyone knows how it is difficult and risky for your health (back, sprains...).

This innovating system of lifting straps for flowerpots will enable you to move objects weighing up to 90 kg, whatever the shape (gaz cylinder, fertilizer bag, wood...) and up to 2 meters in circumference.



POTLIFTER.



Fast and easy to use

Unclip the hooks and surround the object to be moved at both ends. All you have to do is pull on the handles to tighten the straps. The good balance of the load allows easy and safe movement.

The Potlifter is an ideal gift for yourself, your family and friends who love gardening.

Get your back safe and share the load with Potlifter

- ✓ Fit the shape of the object that you have to move
- ✓ Resistant & durable (load capacity up to 90 kg)
- ✓ Handles 34 cm each side in order to have a good catch in hand
- ✓ Let you move tasks worry free even on a steep ground
- ✓ Easy to set up and use
- ✓ 70 cm in diameter





TRANSPORT ACCESSORIES





BLOCK' MOTO



Our motorcycle and scooter wheel lock is **ideal for secure vertical parking** (in a garage or outside), especially during maintenance tasks on your engine.

It can also be used for **transport** on a classic trailer, a cargo compartment of a motorhome, on the deck of a boat or a lifting table.



Wheel is locked by a tilting caliper, adjustable according to the diameter of the wheel from 13 to 21 inches.

Structure in sheet steel (3mm thick). Black lacquered.



Suitable with motocross, scooters and road bikes



Can be fixed on the ground



CLIP'BLOCK



STOP unwanted movements and prevent damages

Clip'Block lets you transport your machines safely. Very useful, it is compatible with many devices / tools : tractor mower, snow thrower, concrete mixer, generator, high pressure washer or other wheeled devices.



Can be installed on a trailer bed as well

Specifications

Easily adjustable : Wheel diameter up to 40 cm and width up to 18 cm

Quick and easy installation/uninstallation

The base of the device can remain in place





Ramp'MOTO



Makes it easier to get your motorcycle onto a trailer

This rail ramp combination will save you space in the truck or trailer.

- Fixing system to hold the ramp to the rail
- Anti-slip surface
- Easy to assemble

WARRANTY
2
YEAR

Specifications

Length : 180 cm for the rail and 200 cm for the structure

Wheel diameter : 14 to 21 inches (rail + structure)

Rail + Structure : 16 kg

Inner bottom : 17 cm

Max weight : 250 kg

Zinc-plated steel structure



There is a handle on the ramp

GARDEN EQUIPMENT

INNOVATING FRENCH COMPANY
SINCE 2010

FIND US ON

WWW.GARDEN-EQUIPMENT.FR



Z.I du Plessis Beuscher - 35220 Châteaubourg - FRANCE

Phone : +33(0)9 72 57 76 38 - Fax : +33(0)0 72 57 76 42

contact@garden-equipment.fr